

LOW PROFILE

GLOBEBUS GO



GLOBEBUS GO highlights

- + The compact motorhome! Only 219 cm wide, 266 cm high and with an overall length from 598 cm
- + Ergonomic captain seats with integrated headrest and padded, rotating armrests that are also height-adjustable and inclinable
- + Powerful 6 kW diesel heater with integrated 10-litre warm water boiler
- + Single beds can be converted into a large sleeping area (T 45, option)
- + State-of-the-art assistance systems as standard: ABS, EBD, ESP, TCS, hill start, crosswind and brake assist, rollover protection, emergency brake assist



Electrically operated compressor fridge with excellent cooling capacity



70 cm-wide habitation door with fly-screen blind (T 45)

Roof, rear and side walls made of durable GRP



Travel in comfort and safety thanks to cruise control, driver and passenger airbags, a Ford audio system with DAB+ radio and much more

Invitingly modern.



T 15 | Calypso (Comfort Package)



Globebus Go

The interior design of the Globebus Go combines matt white, handleless overhead locker doors with natural wood tones and contrasting surfaces in anthracite. The result is a living space that conveys cosiness and style.

The Globebus Go is designed as a two-passenger vehicle. Optionally, the bench seat can be upgraded with a seat belt block including two 3-point safety belts, thus allowing up to four vehicle occupants while driving.



The Light Moments lighting system with ambient lighting above and below the overhead lockers (Comfort Package) creates a particularly homely atmosphere.



T 45 | Salerno (Comfort Package)

1 The diesel warm-air heating system is installed under the bench seat and produces heat at a central point, i.e. precisely where it is needed.

2 Comfortable single beds despite an overall length of only 668 cm. Generous storage space is concealed underneath the raised beds.

3 If the optional Comfort Package is selected, the driver and front passenger seats are finished in upholstery matching the living room décor.


SLEEPING

Sleep as soundly as in your own bed at home!



The T 15's overall length of just 598 cm is only made possible by the transversely installed double bed. Nevertheless, it offers a generous sleeping surface of 198 x 137-132 cm. The combination of closed overhead lockers and open shelves creates plenty of easily accessible storage space, which is further extended by the large storage compartments under the folding French bed. • T 15

Optionally, the comfortable and generously sized (201 x 80 and 193 x 75 cm) single beds can be converted into a large sleeping area in a few easy steps, which extends across the entire width of the vehicle. • T 45



BATHROOM

Clever swivel wall solution



The bathroom in the basic position!
The swivel wall nestles against the outer wall to save space and thus ensures plenty of elbow room.



To transform the bathroom into a shower cubicle, simply release the lock and swing the swivel wall out over the toilet.



The shower cubicle! In combination with the plastic-panelled sliding door, the result is a fully waterproof shower cubicle. We can't imagine a better use of limited space.

COOKING

In the compact galley



An 84-litre compressor fridge with a freezer compartment is fitted as standard. A 149-litre fridge/freezer combination is optionally available.



The drawers feature high-quality, sturdy pull-outs and offer plenty of convenient storage space.

The Comfort Package

Looking for even more comfort? Then choose the comprehensive Comfort Package at an attractive price!

- Indirect ambient lighting above and below the overhead lockers. [1]
- Large opening skylight in the cab hood. [2]
- Wide habitation door with window including blind and central locking system [3]
- Panoramic skylight (70 x 50 cm) above the seating lounge. [4]
- Second rear garage door on the left - makes loading easy. [5]
- Electrically adjustable, heated wing mirrors. [6]
- Stylish 16-inch alloy wheels, black. [7]
- Fog lights and bumper matching the bodywork colour. [8]
- Driver/passenger seat in textile upholstery matching the living room (special CALYPSO upholstery).

and much more

The package also includes important chassis components: cab air-conditioning, heated windshield, windshield wipers with rain sensor, headlight assist with day/night sensor and emergency braking assist, lane assistant and high-beam assist.

You will find a complete overview of all package components in the technical information.



Variety of choice



Ravello



Calypso (Comfort Package)



Salerno (optional Comfort Package)



Noce Nagano

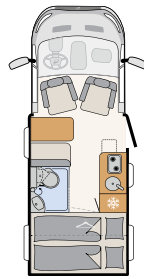


click me

More information is available at:
www.dethleffs.com/globebusgo
or in the separate technical information

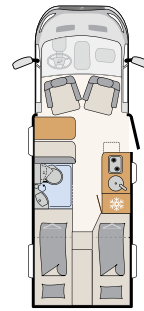


Globebus Go



T 15

3 sleeping berths



T 45

3 sleeping berths