

GB  
IE  
NZ

# Motorhomes 2024



***Dethleffs***  
A friend of the family









# Welcome to the friend of the family

“Not without my family” – that was the inner drive for our company founder, Arist Dethleffs, to invent the “camper car”. He wanted to promote his family business without leaving his family behind.

This family ethos still informs our daily work to this day. Our overarching goal is to make holidays in a Dethleffs a unique experience on wheels. With this in mind, Dethleffs is always your reliable and fair partner.

The following symbols refer you to further information!

-  [www.dethleffs.co.uk](http://www.dethleffs.co.uk)
-  Motorhomes Technical Information 2024
-  This item is an Original Dethleffs Accessory
-  Video available online

[www.dethleffs-original-zubehoer.com/en](http://www.dethleffs-original-zubehoer.com/en)

Stay up to date with us on Social Media:



**Technical changes subject to change, errors excepted.** Please note that the pictures in this brochure may show alternative designs or options that are available at extra cost. Detailed information about specifications and equipment can be found in the technical information. Colour deviations due to the printing process are also possible.

Please note that some of the pictures on the following pages show alternative options, which are subject to an additional charge.

# The invention of the “camper car” – a love story!



As a junior manager in his father's whip and bridle factory, Arist Dethleffs was often away on business trips for weeks on end. He missed his family so much during these times that he promptly invented the "camper car" in 1931 – the first caravan in Germany. This devoted family man thus not only invented, but then also pioneered a completely new form of travel, which remains extremely popular today.

The Dethleffs family and their vehicle/trailer combination aroused curiosity and interest wherever they went. And so Arist soon began returning from his travels with orders for camper cars, which he manufactured in a small garage on the company premises.

The startup quickly picked up speed and left the small garage to become a separate division that focused exclusively on building caravans. Caravanning soon established itself as an entire movement in its own right.



Learn more about the history of caravanning with Dethleffs at:  
[history.dethleffs.co.uk](https://www.history.dethleffs.co.uk)

# A pioneering spirit that fascinates us to this day



# We do “Quaravanning”.

Actually, at Dethleffs the word “caravanning” should really begin with a “Q” because our vehicles are the perfect manifestation of our quality standards – based on almost a century of experience. We have embodied the pioneering spirit of our founder Arist Dethleffs for 90 years and devote all of our energy to building the best recreational vehicles of their time. We stay true to our values and focus on what really matters:

## Quality is in our DNA

- Optimised manufacturing processes based on the highest quality standards
- Precision and craftsmanship by largely self-trained specialists
- Exclusive use of high-quality components and materials

## Rethinking responsibility

- Skilled specialists in all trades
- In-house training (one of the largest training companies in the region)
- Continuous further training

## Staying ahead through outstanding service

- Reliability and safety thanks to our large service and dealer network
- With more than 350 dealers and service partners throughout Europe, help is always close at hand when needed
- State-of-the-art spare parts warehouse
- Almost 20,000 spare parts are permanently available
- 93% of dealer orders are fulfilled within three days
- Regular workshop training ensures that our dealers are up to date with the latest knowledge



Experience the production of our caravans and motorhomes live!



High-quality products, “Made in Germany” at Dethleffs in Isny (Allgäu).  
We operate one of Europe’s most advanced production facilities for recreational vehicles

# Quality that inspires



# Index

## GLOBEBUS

Perfect for trips along narrow city streets or winding mountain roads.

Page 10



## GLOBEBUS GO

The compact all-rounder. At just 220 cm wide, it handles like a large van yet offers all the creature comforts of a motorhome.

Page 20



## JUST CAMP

Just all you need: all the essentials for relaxed adventures are already on board.

Page 30



## JUST GO

Everything you need is on board – so just hit the road. Just do it

Page 40



## TREND



Our bestseller! 2 body types, 10 models – everyone will find their ideal model. The ideal upgrade or entry into the world of motorhomes!

Page 50





## ESPRIT

The Esprit combines expressive, modern design with premium comfort, all year round.

Page 56



## ALPA

Motorhomes designed for “adventurous couples” with a generous amount of space and comfort – for all seasons.

Page 66



## GLOBETROTTER XL I

Experience dynamic luxury! Enjoy safe, active driving in all conditions. And, of course, it is completely winterproof.

Page 76



## GLOBETROTTER XXL A

Pure luxury on an Iveco Daily chassis with rear-wheel drive. Top specification with unrivalled space and a winterproof double floor.

Page 86



## Want to learn more about Dethleffs?

Then sign up for our newsletter today! Discover details of our new products, travel tips & tricks from professionals as well as all our latest promotions and competitions.



[www.dethleffs.de/en/newsletter/](http://www.dethleffs.de/en/newsletter/)



A CLASS

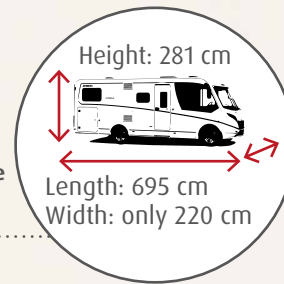
# GLOBEBUS



## GLOBEBUS Highlights

- + The van among motorhomes! With safe, agile handling
- + First-class insulation for the superstructure. Fully winterproof on request
- + Large L-shaped seating lounge with comfortable, ergonomically contoured cushions
- + Fully equipped kitchen with gas cooker, large fridge and sturdy countertop extension
- + Full bathroom with shower
- + Exclusive Gran Turismo Package (optional)


Compact vehicle dimensions



150 cm-wide pull-down bed above the cab



Tall rear garage with access from both sides and max. 150 kg distributed load



# Oasis of peace for world travellers



## Globebus A Class

Motorhome royalty in a compact format! Its elegance makes the Globebus A Class a real eye-catcher – active driving, compact and excellent design. Travelling is a fantastic experience thanks to the huge panoramic windscreen and the spaciousness in the cab.

The practical pull-down bed with a width of 150 cm is fitted as standard and is extremely easy to set up.





I 6| Floyd

1 Modern, handleless overhead locker doors with soft-close function

2 Large L-shaped seating lounge with free-standing table and ergonomically contoured cushions

3 Folding worktop extension – create extra space for cooking with one hand movement

SLEEPING

# Pure relaxation



The practical single beds have a length of 195 cm. They can be quickly converted into a 200 x 155 cm sleeping area (option)

• 16



The pull-down bed in the A Class models has a sleeping area with a width of 150 cm

BATHROOM

# Refreshment



The I 6 comes with a roomy, separate shower, an easy-to-access sink and lots of storage space

## COOKING

# Small but impressive!



There is enough space in the drawers and the kitchen base cabinet for all your supplies and utensils. Your crockery also has a home in the overhead lockers.



The worktop extension can be folded away very quickly when it is not needed. The 2-burner gas hob features an integrated piezo ignition.



Compact, yet packed everything you need – fully equipped kitchen with hot-water system, gas cooker, large drawers and fridge.



# Plus factors



You can find the full specification for the GLOBEBUS models in the separate technical information or at [www.dethleffs.co.uk/globebus](http://www.dethleffs.co.uk/globebus)



Comfortable captain seats with height/tilt adjustment and upholstered armrests



70 cm wide habitation door with fly-screen blind



Large rear garages with access from both sides and new, smooth-running twist/quick-release latches



Coach-style mirrors for an optimal field of vision



Cruise control, cab air-conditioning, driver and passenger airbags and much more are included as standard



Handy: the extendable step for the bed can also be used as a storage compartment



Distinctive rear light carrier in the new Dethleffs design style

# Variety of choice



Floyd



Duke



Noce Nagano



Simply create your own dream vehicle with the Dethleffs configurator!



Additional information can be found at: [www.dethleffs.co.uk/globibus](http://www.dethleffs.co.uk/globibus) or in the separate technical information



A synonym for comfortable travelling! Experience the Globebus Gran Turismo. Scan the code or visit:

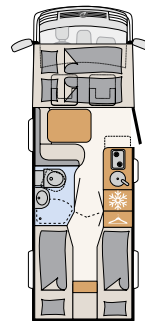
[www.dethleffs.co.uk/globibus](http://www.dethleffs.co.uk/globibus)



White (standard)



GT (option)



16

4 sleeping berths

The indicated number of sleeping berths are maximum values and partly available with optional fittings.

LOW PROFILE

# GLOBEBUS GO



## GLOBEBUS GO highlights

- + The compact motorhome! Only 220 cm wide, 269 cm high and with an overall length from 599 cm
- + Ergonomic captain seats with integrated headrest and padded, rotating armrests that are also height-adjustable and inclinable
- + Powerful 6 kW diesel heater with integrated 10-litre warm water boiler
- + Single beds can be converted into a large sleeping area (T 45)
- + State-of-the-art assistance systems as standard: ABS, EBD, ESP, TCS, hill start, crosswind and brake assist, rollover protection, emergency brake assist



Electrically operated compressor fridge with excellent cooling capacity



70 cm-wide habitation door with fly-screen blind (T 45)

Roof, rear and side walls made of durable GRP



Travel in comfort and safety thanks to cruise control, driver and passenger airbags, a Ford audio system with DAB+ radio and much more

# Invitingly modern.



T 15 | Calypso (Option)



## Globebus Go

The interior design of the Globebus Go combines matt white, handleless overhead locker doors with natural wood tones and contrasting surfaces in anthracite. The result is a living space that conveys cosiness and style.

The Globebus Go is designed as a two-passenger vehicle. The bench seat is upgraded with a seat belt block including two 3-point safety belts, thus allowing up to four vehicle occupants while driving.



The Light Moments lighting system with ambient lighting above and below the overhead lockers creates a particularly homely atmosphere.



T 45 | Salerno

1 The diesel warm-air heating system is installed under the bench seat and produces heat at a central point, i.e. precisely where it is needed.

2 Comfortable single beds despite an overall length of only 669 cm. Generous storage space is concealed underneath the raised beds.

3 The driver and front passenger seats are finished in upholstery matching the living room décor.

## SLEEPING

# Sleep as soundly as in your own bed at home!



The T 15's overall length of just 599 cm is only made possible by the transversely installed double bed. Nevertheless, it offers a generous sleeping surface of 198 x 137-132 cm. The combination of closed overhead lockers and open shelves creates plenty of easily accessible storage space, which is further extended by the large storage compartments under the folding French bed. • T 15

The comfortable and generously sized (201 x 80 and 193 x 75 cm) single beds can be converted into a large sleeping area in a few easy steps, which extends across the entire width of the vehicle. • T 45





BATHROOM

# Clever swivel wall solution



**The bathroom in the basic position!**  
The swivel wall nestles against the outer wall to save space and thus ensures plenty of elbow room.



**To transform the bathroom into a shower cubicle,** simply release the lock and swing the swivel wall out over the toilet.



**The shower cubicle!** In combination with the plastic-paneled sliding door, the result is a fully waterproof shower cubicle. We can't imagine a better use of limited space.

## COOKING

# In the compact galley



An 84-litre compressor fridge with a freezer compartment is fitted as standard. A 149-litre fridge/freezer combination is optionally available.



The drawers feature high-quality, sturdy pull-outs and offer plenty of convenient storage space.

# All inclusive

- Indirect ambient lighting above and below the overhead lockers. [ 1 ]
- Large opening skylight in the cab hood. [ 2 ]
- Wide habitation door with window including blind and central locking system. [ 3 ]
- Panoramic skylight (70 x 50 cm) above the seating lounge. [ 4 ]
- Second rear garage door on the left - makes loading easy. [ 5 ]
- Electrically adjustable, heated wing mirrors. [ 6 ]
- Stylish 16-inch alloy wheels, black. [ 7 ]
- Fog lights and bumper matching the bodywork colour. [ 8 ]
- Driver/passenger seat in textile upholstery matching the living room and much more

The Globebus Go also includes important chassis components: cab air-conditioning, heated windshield, windshield wipers with rain sensor, headlight assist with day/night sensor and emergency braking assist, lane assistant and high-beam assist.

**You will find a complete overview of all components in the technical information.**



# Variety of choice

---



Salerno



Calypso (optional)



Noce Nagano



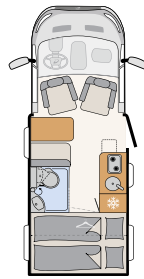
Simply create your own dream vehicle  
with the Dethleffs configurator!



More information is available at:  
[www.dethleffs.co.uk/globusgo](http://www.dethleffs.co.uk/globusgo) or  
in the separate technical information

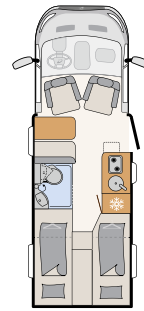


Globebus Go



T 15

3 sleeping berths



T 45

3 sleeping berths

LOW PROFILE

# JUST CAMP



## Highlights of the JUST CAMP


- + Optionally available pull-down bed
- + Airy 213 cm interior headroom (not under the pull-down bed)
- + Height-adjustable queen bed creates additional storage space or extra headroom in the bedroom (T 7052 DBM/DBL)
- + Single beds can be converted into a large sleeping area
- + LED spots in seating lounge and bed area including touch function and USB charging ports
- + Superlative sleeping comfort thanks to the 150 mm-thick multi-zone cold foam mattress and wooden slatted bed frame



**Extra wide 70 cm entrance door** with fly-screen blind

**Chassis** with 140 hp (103 kW) BlueHDI engine and numerous safety systems such as ESP, Traction+, tyre pressure sensors and much more

**Spacious rear garage** that can be loaded from both sides (not at layout T 6762)



LIVING

# Just all you need



The T 6762 dispenses with a fixed bed in favour of a large pull-down bed. This layout creates an incredible feeling of space with plenty of head/elbow room and a wonderfully spacious kitchen. • T 6762



The pull-down bed can be lowered a long way and offers a 200 x 150 cm sleeping area. • T 6762



Four sleeping berths are also possible – move the pull-down bed to the middle position and convert the seating lounge into an extra bed. • T 6762



The rear bathroom, which extends across the entire width of the vehicle, is simply spectacular. With separate shower and huge wardrobe. • T 6762





1 Modern, handleless overhead locker doors with soft-close function

2 The side stool can optionally accommodate a fifth 2-point lap belt-secured plug-in seat for travelling

3 The "Light Moments" lighting system creates the perfect ambience after sunset

## SLEEPING

# Enjoy a good night's sleep!



Comfortable and practical: the queen bed is height-adjustable and accessible from three sides. This means you can either have more space in the rear garage or extra headroom in the bedroom  
• T 7052 DBL



Versatile sleeping arrangements: the comfortable single beds can also be easily combined to form a double bed • T 7052 EB



Electrically operated two-person pull-down bed above the seating lounge (option)

## BATHROOM

# Freshen up for the day ahead



Space aplenty: the washroom and shower cubicle can be combined to form a large bathroom • T 7052 DBL



Bright and modern washroom with practical mirror that can be moved sideways, as well as numerous shelves and storage options  
• T 7052 DBL



**1** Flexible Multiflex rail system with hooks. Additional hook-in elements are available from Dethleffs Original Accessories.

**2** Economical LED spotlights bathe the kitchen in bright light

**3** The large window with fly screen and blackout blind provides ventilation

COOKING

# Simply delicious



The spacious kitchen cabinets and drawers offer enough space for pots and pans • T 7052 DBL



“Just start cooking” is the motto here. The 2-burner gas hob features a practical hinged cover and electric ignition

# Plus factors



You can find the full specification for the Just Camp models in the separate technical information or at [www.dethleffs.co.uk/justcamp](http://www.dethleffs.co.uk/justcamp)



Ergonomic, swivelling CaptainChair seats with integrated headrest, two armrests and height/tilt adjustment



Cab blinds protect against heat, cold and prying eyes



150 mm-thick multi-zone cold foam mattresses for a perfect night's sleep



Openable window in the cab hood for more light and air inside the vehicle



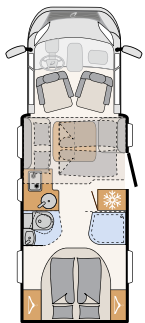
Ideal for wet clothes: Drainer bar in the shower stall (model dependent)



Extra wide 70 cm entrance door with fly-screen blind

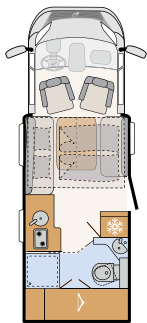


White (standard)



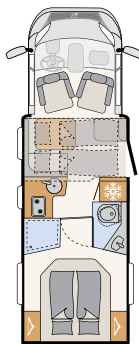
T 6752 DBL

5 sleeping berths



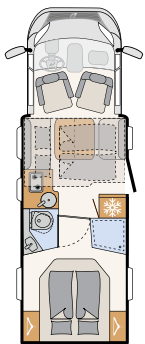
T 6762

4 sleeping berths



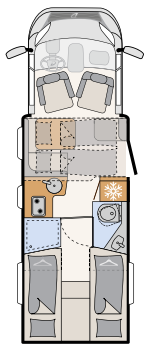
T 7052 DBM

5 sleeping berths



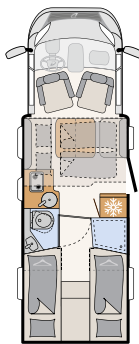
T 7052 DBL

5 sleeping berths



T 7052 EB

5 sleeping berths



T 7052 EBL

5 sleeping berths

The indicated sleeping berths are maximum values and partly available with optional fittings.



Simply create your own dream vehicle with the Dethleffs configurator!



Additional information can be found at: [www.dethleffs.co.uk/justcamp](http://www.dethleffs.co.uk/justcamp) or in the separate technical information

LOW PROFILE

# JUST GO





## HIGHLIGHTS OF THE JUST GO

- + Optionally available pull-down bed
- + Airy 213 cm interior headroom (not under the pull-down bed)
- + Height adjustable 190 x 150 cm queen bed
- + 150 mm-thick 7-zone cold foam mattresses made of climate-regulating material
- + Ergonomic captain seats with integrated headrest and padded armrests, height-adjustable and inclinable



**70 cm-wide habitation door** with fly screen (central locking system and window included in Comfort Package)



**Travel in comfort and safety** thanks to cruise control, driver and passenger airbags, a Ford audio system with DAB+ radio and much more (fig. shows optional navigation system)

**Large rear garage, suitable for most e-bikes**, with slip-resistant surface (2nd door on left side included in Comfort Package)



# Just the way you like it



T 7055 EB



## Just Go

The Just Go comes packed with a host of useful additional features (see page 47). Eye-catching highlights include the painted front bumper and, on single-bed models, the L-shaped seating lounge with free-standing table. Your advantage: the "L-leg" means you can comfortably put your feet up!

The special Salerno upholstery for the bench seat and driver/front passenger seats is also included.



T 7055 EB

1 More space to sleep! On request with a 140 cm-wide, electrically adjustable pull-down bed.

2 Fresh food service: large 137-l fridge / freezer combination with 15-l freezer and high quality combined oven and grill.

3 Atmospheric: the Light Moments lighting system creates a homely ambience.

## SLEEPING

# Enjoy a good night's sleep!



The 190 x 150 cm queen bed is height-adjustable as standard. Would you prefer more space in the rear garage or extra headroom in the bedroom? You can decide depending on how much cargo you need to load - T 7055 DBL



The large, 215 cm-long single beds are equipped with 150 mm-thick cold foam mattresses and wooden slatted bed frames for total sleeping comfort. The Comfort Package also includes the option of converting these into a huge double bed - T 7055 EB




Electrically operated two-person pull-down bed above the seating lounge (option)

BATHROOM

... enjoy some privacy



Premium materials and workmanship also lend the bathroom a touch of luxury - T 7055 EB



Do you appreciate space and elbow room? You will get both here! Simply close the bathroom door to the living room and you have a large bathroom that spans the entire width of the vehicle - T 7055 EB

COOKING

# Just all you need



An oven can be added to the 137-litre fridge / freezer combination on request..



Even large pots and pans can be easily washed in the wide sink with a high tap..



The overhead lockers are equipped with a soft-close function and are indirectly illuminated.



Fully equipped L-kitchen with 2-burner gas hob, practical work surface and large drawers. The lateral Multiflex rail system with hooks and suspension elements is especially handy

# All inclusive

Numerous features are included that make holidays and travelling even more comfortable.

- Electrically adjustable, heated wing mirrors [ 1 ]
  - Stylish 16-inch alloy wheels [ 2 ]
  - Fog lights and bumper matching the bodywork colour [ 3 ]
  - Cab blinds [ 4 ]
  - Light Moments lighting system for the perfect ambience [ 5 ]
  - L-shaped seating lounge with free-standing table – great for putting your feet up. [ 6 ]
  - Large opening skylight in the cab hood [ 7 ]
  - Driver/passenger seat in textile upholstery (matching the living room). [ 8 ]
  - Special SALERNO upholstery (see Fig. 6 + 8).
  - Second rear garage door on the left – makes loading easy
  - Panoramic skylight (70 x 50 cm) above the seating lounge
- and much more

Advanced chassis components are also included, such as: cab air-conditioning, heated windshield, windshield wipers with rain sensor, headlight assist with day/night sensor and emergency braking assist, lane assistant and high-beam assist.

**You will find a complete overview of all components in the technical information.**



# Variety of choice

---



Salerno (standard)



Calypso (Option)



Noce Nagano



Simply create your own dream vehicle  
with the Dethleffs configurator!

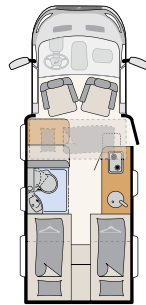


More information is available at:  
[www.dethleffs.co.uk/justgo](http://www.dethleffs.co.uk/justgo) or in  
the separate technical information



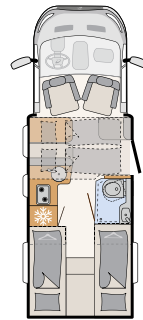


Just Go



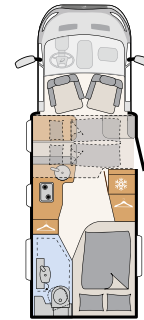
T 6615 EB

4 sleeping berths



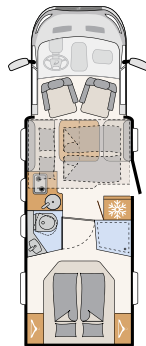
T 6815 EB

5 sleeping berths



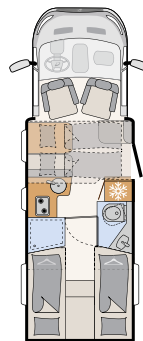
T 6905

5 sleeping berths



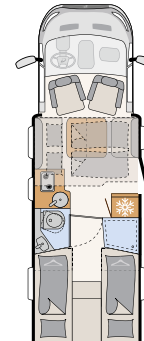
T 7055 DBL

5 sleeping berths



T 7055 EB

5 sleeping berths



T 7055 EBL

5 sleeping berths

The indicated sleeping berths are maximum values and partly available with optional fittings.

LOW PROFILE AND A CLASS

# The new **TREND**

New model for  
**2024**



# The best-selling motorhome just got even better!

**More advanced, more versatile and now even “trendier” – the new Trend comes with a modern design style, an extensive standard specification and even more comfort.**

The Trend has been Dethleffs’ best-selling model for years. Its recipe for success? Comprehensive equipment, stylish design, convincing layout solutions – and always at an attractive price. The new Trend incorporates these strengths and enhances them with innovative features, boasting an interior design that seamlessly blends modern aesthetics with inviting cosiness.

**The new Trend is presented in abridged form on pages 50 – 55 of this general catalogue. Detailed information can be found online at [www.dethleffs.co.uk/trend-ti](http://www.dethleffs.co.uk/trend-ti) and in the Trend brochure.**

**Discover the new Trend brochure now!**



# Right on trend.

Captivating design with compelling features.

Aerodynamic cab hood with opening window (Low Profile)

Dynamically shaped rear with upper indentation and automotive ShapeLine LED rear lights

Side walls, rear and roof made of robust, hail-resistant GRP

A Class includes driver's door as standard

Tailgates on left and right side with one-hand operation

Lifetime-Smart bodywork construction with wood-free, GRP-clad underfloor

Lightweight, extremely responsive GRP leaf suspension springs for outstanding ride comfort

70 cm-wide comfort habitation door and coupe entrance



1 The spacious, airy interior offers 205 cm of headroom.

2 Level IsoProtect living area floor – extends from the cab to the bathroom with no steps or ledges.

3 The centre table in the EBL and DBL models can be folded up for easy access to the cab.

# Variety of choice



Simply create your own dream vehicle with the Dethleffs configurator!

**TREND LOW PROFILE**



Simply create your own dream vehicle with the Dethleffs configurator!

**TREND A CLASS**



Additional information can be found at:  
[www.dethleffs.co.uk/trend-ti](http://www.dethleffs.co.uk/trend-ti) or in the separate technical information



Saros (standard)



Yoko



Heron - partial faux leather



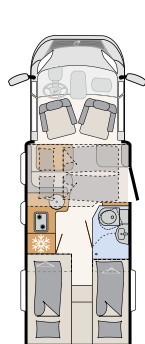
Ashton

## The new Trend



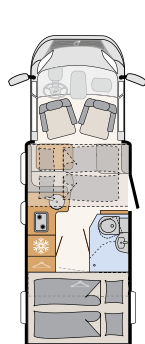
### Standard

### GT



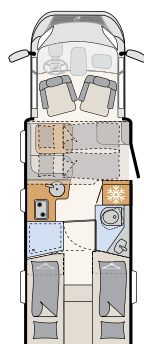
T 6817 EB

5 sleeping berths



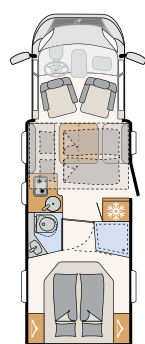
T 6877

5 sleeping berths



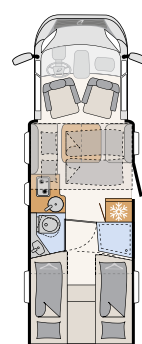
T 7057 EB

5 sleeping berths



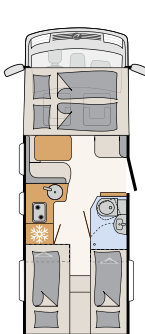
T 7057 DBL

5 sleeping berths



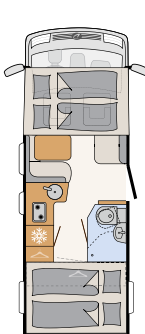
T 7057 EBL

5 sleeping berths



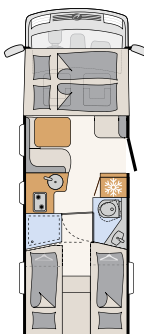
I 6817 EB

4 sleeping berths



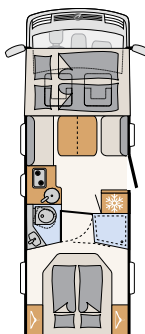
I 6877

5 sleeping berths



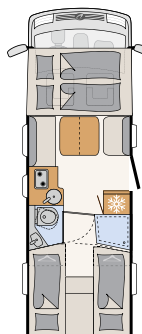
I 7057 EB

5 sleeping berths



I 7057 DBL

4 sleeping berths



I 7057 EBL

4 sleeping berths

The indicated number of sleeping berths are maximum values and are partly only available with optional fittings. L-shaped seating lounge is part of the optional Design package.

A CLASS

Travel in first-class

# ESPRIT





## ESPRIT Highlights

- + Comfortable interior in Scandinavian look with feel-good character
- + Perfectly winterised thanks to double-floor technology and frost-proof water system
- + Electrically adjustable pull-down bed with 200 x 150 cm sleeping area, high-quality mattress and slatted frame
- + Fully equipped professional kitchen for foodies – with high-performance cooker, voluminous drawers with soft-close mechanisms and large fridge / freezer combination (can be opened on both sides if desired)
- + Ideal driving characteristics: premium low platform broad gauge chassis, lowered by 145 mm
- + **Exclusive chassis specification:**
  - 136 kW/180 hp Multijet engine
  - 9-speed automatic transmission
  - Cab climate control
  - Leather steering wheel... as well as extensive additional equipment

**Large rear garage with access on both sides** and max. 250 kg distributed load!



**LifeTime-Plus bodywork construction** with wood-free, GRP-clad underfloor, side walls with PU strips and XPS insulation



# On holiday at last!



The alternative: furniture in the cab instead of a pull-down bed! This creates an even greater sense of spaciousness and more headroom - as well as additional storage options (optional)



High-quality SKA captain seats are fitted as standard. As an option, hydraulic seats can be selected - to completely eliminate vibrations and bumps from the road surface. They can also be combined with seat heating and ventilation



Feel good all year round regardless of the season, thanks to the heated, multifunctional double floor



1 Atmospheric ambience is provided by the “Light Moments” lighting system

2 Spacious and extremely comfortable L-shaped seating lounge - shown here with the optional Rubino genuine leather upholstery

3 Space for a 32” flat-screen TV with extendable and swivelling mount (option)

I 7150-2 DBM | Rubino

## SLEEPING

# The dream factory



This is peak comfort. The queen bed with standard dimensions of 200 x 160 cm is accessible from three sides – and low enough to make getting in and out a breeze. Tall wardrobes are located on both the left and right side. 7150-2 DBM



Maximum sleeping comfort: the pull-down beds in the A Class offer a large 200x150 cm sleeping area with electrical operation as standard



Ideal dimensions even for taller campers! The single beds are at least 215 cm long and 80 cm wide

BATHROOM

# Mobile Luxury Oasis



High-quality materials and workmanship also lend the bathroom a touch of luxury



The large shower cubicle in a modern design and ambient lighting create an optimum feeling of well-being

# Culinary delight



Abundant storage space is provided thanks to the large drawers which lock automatically when driving. The cooker hood (option) removes unpleasant odours from the vehicle's interior



177-litre fridge/freezer combination with oven – can be opened from both sides



# Plus factors

You can find the full specification for the ESPRIT models in the separate technical information or at [www.dethleffs.co.uk/esprit](http://www.dethleffs.co.uk/esprit)



Count the stars at night. Large skylight above the bed in the sleeping area (option, GT package)



Comfortable SKA hydraulic captain seats including seat ventilation and heating (option)



Enormous rear garage that can be loaded from both sides



Frost-proof – thanks to the heated double floor with plenty of storage space and through-loading facility



The high-gloss overhead lockers are equipped with a soft-close function and are indirectly illuminated



The harmonious "Light Moments" lighting system creates a unique ambience inside the vehicle



Dethleffs Lifetime-Plus: GRP-clad, wood-free underfloor, side walls with PU strips and XPS insulation



Well-insulated and secure: automotive flush-fitting windows

# Variety of choice



Kari




Nubia



Rubino (real leather, option)



Noce Nagano



Individual (real leather, option)



Simply create your own dream vehicle with the Dethleffs configurator!



Additional information can be found at: [www.dethleffs.co.uk/esprit](http://www.dethleffs.co.uk/esprit) or in the separate technical information

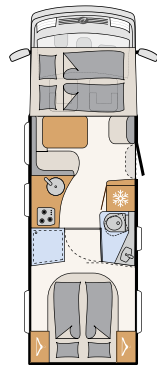




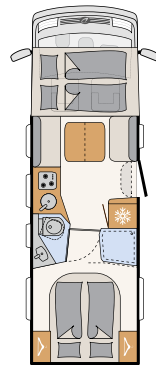
White (standard)



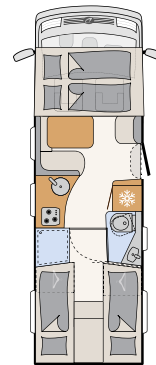
GT (option)



I 7150-2 DBM  
4 sleeping berths



I 7150-2 DBL  
4 sleeping berths



I 7150-2 EB  
4 sleeping berths



I 7150-2 EBL  
4 sleeping berths

The indicated sleeping berths are maximum values and partly available with optional fittings.

A Class and Coachbuilt models

# ALPA



## ALPA Highlights

- + Huge panoramic U-shaped seating lounge with plenty of space to enjoy meals and relax
- + Winterproof: heated double floor with frost-protected water system
- + Large, spacious rear garage with access from both sides and one-hand operation. 250 kg distributed load possible. Can also be optionally loaded from the rear.
- + Warm-water heating included as standard
- + **Exclusive chassis specification:**
  - 136 kW/180 hp Multijet engine
  - 9-speed automatic transmission
  - Cab climate control
  - Leather steering wheel... as well as extensive additional equipment

Extremely **comfortable single beds** in both the Coachbuilt and A Class models!



Durable **LifeTime-Plus bodywork construction** with wood-free, GRP-clad underfloor, side walls with PU strips and XPS insulation



LIVING

# The most comfortable apartment on wheels



Relaxing while watching TV, enjoying a glass of wine together or inviting friends over for dinner? The huge panoramic U-shaped seating lounge becomes the focal point for cosy relaxation  
• I 7820-2 | Samir



A new kind of lighting system creates an atmospheric ambience by indirectly illuminating the wall and floor elements • I 7820-2 | Samir



A 6820-2 | Samir

1 Even the shortest Alpa shines thanks to a huge U-shaped seating lounge and plenty of elbow room


2 Two seats with 3-point safety belts are also provided on the bench seats

3 The generous space in front of the kitchen is a special feature of the Alpa

## SLEEPING

# Dreamlike comfort

The overcab bed can be easily reached via the fold-away step. Practical: the wooden sliding door separates the living room from the driver's cab • A 6820-2



A comfortable single bed – also in the A Class! In this case, as an electrically adjustable pull-down bed that can be lowered far enough to make access a breeze. • | 7820-2

BATHROOM

# Start your day refreshed



The separate shower cubicle with Plexiglas doors promises plenty of elbow room



Your daily spa with an abundance of daylight and outstanding comfort

# Gourmet cuisine on the road



The large drawers include an electric central locking system and are locked automatically when the engine is started.

Welcome to the premium class: exclusive GourmetPlus kitchen with large drawers and XXL fridge / freezer combination



# Plus factors

You can find the full specification for the ALPA models in the separate technical information or at [www.dethleffs.co.uk/alpa](http://www.dethleffs.co.uk/alpa)



Large 32-inch TV (optional)



Professional gas hob with high-performance burners and glass-coated steel surface



Even more travelling comfort: SKA hydraulic seats including seat heating and ventilation (option for A Class models)



Feel-good moments – thanks to the new ambient lighting that accentuates the wall and floor elements



Plenty of storage space and a sturdy partition between the living room and cab



Huge rear garage for transporting bulky holiday luggage, etc. With two storage space flaps as standard



Frost-proof – thanks to the heated double floor with plenty of storage space

# Variety of choice



Simply create your own dream vehicle with the Dethleffs configurator!  
**ALPA Coachbuilt**



Simply create your own dream vehicle with the Dethleffs configurator!  
**ALPA A Class**



Additional information can be found at: [www.dethleffs.co.uk/alpa](http://www.dethleffs.co.uk/alpa) or in the separate technical information



Melia




Samir



Collin (real leather, option)



Ashton



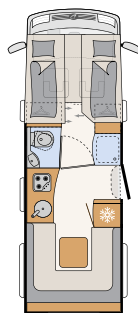
Individual (real leather, option)



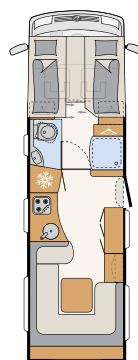
White (standard)



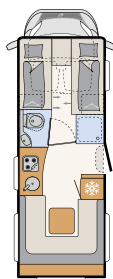
Titanium Silver Metallic



Alpa I 6820-2  
4 sleeping berths



Grand Alpa I 7820-2  
4 sleeping berths



Alpa A 6820-2  
4 sleeping berths



Grand Alpa A 7820-2  
4 sleeping berths

The indicated sleeping berths are maximum values and partly available with optional fittings.

A Class

# GLOBETROTTER XLI



## GLOBETROTTER XL I Highlights

- + Generous amount of space with separable functional areas
- + Modern living ambience thanks to a homely mix of light surfaces and cosy wood details
- + Warm-water heating for comfortable living just like at home – even in winter
- + Unique “Light Moments” lighting system
- + Comfort on the road thanks to ergonomic SKA captain seats – optionally available with air suspension, seat heating and seat ventilation
- + LifeTime-Plus bodywork construction, wood-free with GRP-clad underfloor and roof
- + **Exclusive chassis specification:**
  - 136 kW/180 hp Multijet engine
  - 9-speed automatic transmission
  - Cab climate control
  - Leather steering wheel... as well as extensive additional equipment

**Modern double-floor construction** ensures a winterproof, frost-protected water system and creates additional storage space (260 mm height)



**Premium broad-gauge low-frame chassis** with twin axle and lowered by 145 mm for a safe and dynamic driving experience



# All the perfect details in one model



Need an additional seat for the journey? A sturdy folding seat with 3-point safety belt is already integrated into the optional transverse seating. • | 7850-2 EB | Melia



The attractive sideboard is a multifunctional all-rounder that offers additional, extremely practical storage space. The bottom drawer with upholstered top can be used as a foot rest, step or an additional seat for guests.



I 7850-2 DBM | Collin

**1** The premium ambience continues in the interior thanks to the harmonious “Light Moments” lighting system with four individually controllable light levels (option)

**2** The XLI offers every imaginable multimedia component – including a large 32-inch TV above the sideboard (option)

**3** The lavishly tailored Collin leather upholstery (option) lends the interior additional exclusivity

## SLEEPING

# More space for sweet dreams



Electrically adjustable pull-down bed (200 x 150 cm sleeping area) with high-quality mattress

This is peak comfort. The 160 cm-wide queen bed is accessible from three sides. On the left and right, two large wardrobes offer additional storage space



In the bedrooms, the beds are equipped with high-quality, 150 mm-thick seven-zone mattresses made of climate-regulating material on specially adapted wooden slatted bed frames.





## BATHROOM

# Wellness on Wheels



Typical XL I: the spacious bathroom with plenty of elbow room can be completely separated from the living room. If desired, either a ceramic toilet or a macerator toilet with a large waste tank can be ordered.



Recessed sink with metal tap



There is also plenty of space in the separate shower with backlit fittings.

# GourmetPlus Kitchen



177-litre fridge / freezer combination with oven. The doors can even be opened in either direction thanks to a double hinge!



A haptic delight: the easy-care mineral worktop



Ideal storage: the large apothecary-style drawer



Clear the air: powerful cooker-hood extractor with draught stopper



Plenty of cooking fun! The GourmetPlus kitchen brings together everything you need to cook up a storm. With plenty of elbow room and storage space to boot! The drawers are automatically locked when the engine is started

# Plus factors

The XLI offers an enormous range of exciting equipment and customisation options. Here are just a few examples:

A complete overview with detailed information can be found at: [www.dethleffs.co.uk/xli](http://www.dethleffs.co.uk/xli)



70 cm-wide door with window, central locking system and electric closing aid




Enjoy prolonged self-sufficiency thanks to the latest lithium-ion technology with 1600 W or 3000 W power output (option)



Stylish GRP rear section with first-class insulation and elegantly integrated reversing camera and third brake light



Travel first class thanks to shock-absorbing hydraulic seats with a heated and ventilated seat surface (option)



Dethleffs Connect – your digital control centre! View important vehicle data and control relevant consumers such as the fridge, heating or air-conditioning system via touchscreens on the dashboard, in the living room – or via the smartphone app

# Variety of choice



Melia




Samir



Collin (real leather, option)



Amberes Oak



Individual (real leather, option)



Simply create your own dream vehicle with the Dethleffs configurator!



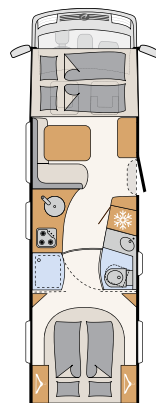
Additional information can be found at: [www.dethleffs.co.uk/xli](http://www.dethleffs.co.uk/xli) or in the separate technical information



White (standard)

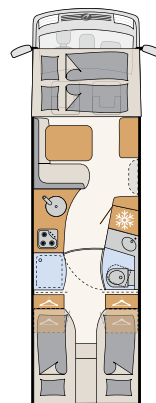


Silver (option)



I 7850-2 DBM

5 sleeping berths



I 7850-2 EB

5 sleeping berths

Coachbuilt

# Unlimited luxury

# GLOBETROTTER

# XXL A

# GLOBETROTTER XXL A Highlights

- + Extraordinarily spacious with seemingly infinite storage and cargo possibilities.
  - + Luxury captain seats with seat heating, hydraulic suspension, 3-way adjustment
  - + Frost-proof, heated double floor. The radiant heat also serves as effective floor heating
  - + Warm-water heating with heat exchanger for engine pre-heating
  - + Long-lasting Lifetime Plus technology with 44 mm-thick wall structure
  - + Extra self-sufficiency thanks to the large 150Ah battery and 230-litre water tank
  - + **Exclusive chassis specification:**
    - Efficient 3.0 l Euro VI D engine with 154 kW/210 hp
    - Automatic transmission
    - Full-LED low beam and high beam with LED daytime running lights
    - Adaptive Cruise Control including Active Lane Keeping Assist
    - Active Brake Assist with city emergency brake function
    - State-of-the-art assistance systems
- ... as well as extensive additional equipment



**Rear-wheel drive**  
with twin axle and air  
suspension on the drive  
axle

**Towing capacity 3.5 t**  
braked; tow bar  
(optional)



# Luxury with a visionary design



U-shaped lounge for convivial evenings: close the passageway to the cab and add an extra cushion to create a generous U-shaped seating lounge • A 9000-2



When another sleeping berth is needed the lounge can be quickly converted to a bed for two persons.



The cab can be separated from the living room by a wooden sliding door. Ideal to keep out the cold and heat – as well as unbidden guests, as the door can also be locked





A 9000-2 | Collin

1 Picture shows the optional L-shaped seating lounge with free-standing table. A dinette with a table attached to the wall is fitted as standard.

2 For entertainment lovers, a 32-inch TV can be lowered to viewing height (option)

3 The continuous, level floor in the living room is kept warm thanks to the heated raised floor. • A 9050-2

## SLEEPING

# Enjoy sweet dreams

In the bedrooms, the beds are equipped with high-quality, 150 mm-thick seven-zone mattresses made of climate-regulating material on specially adapted wooden slatted bed frames.



The single beds have dimensions of 200 x 80 or 195 x 80 cm. They can be converted into a huge sleeping area that stretches across the entire width of the vehicle. • A 9000-2



The alcove serves as a comfortable, separate sleeping area. At 215 x 150 cm, it is large enough even for taller people. The alcove can also be used as an extended storage space. It can be folded up for easy access to the cab.



Storage space is available in abundance. • A 9000-2

# An oasis of well-being



Large bathroom with unbeatable space and storage.



Spacious shower with Plexiglas doors, rain shower and ambient lighting



Large mirrored cabinet, just like at home

COOKING


# Gourmet cuisine



The kitchen boasts a range of practical and stylish solutions, such as the rail system.



The large drawers lock automatically when the engine is started



Big motorhome, big cooking fun! The Globetrotter XXL A offers an abundance of space and elbow room – in a befittingly exclusive design

# Plus factors



You can find the full specification for the GLOBETROTTER XXL A models in the separate technical information or at [www.dethleffs.co.uk/xxla](http://www.dethleffs.co.uk/xxla)



The sturdy wooden sliding door keeps out cold, heat and uninvited guests



NEW! 177-litre fridge/freezer combination with oven – the doors can be opened from both sides!



Durable, Lifetime-Plus bodywork construction without wood inserts! GRP-clad underfloor



Winterproof double floor houses the frost-protected water system – with 360 mm usable height and through-loading facility



70 cm-wide habitation door with window, central locking system and electric closing aid



Ergonomic captain seats, multiadjustable, with seat heating and hydraulic suspension

# Variety of choice



Melia




Samir



Collin (real leather, option)



Amberes Oak



Individual (real leather, option)



Simply create your own dream vehicle with the Dethleffs configurator!



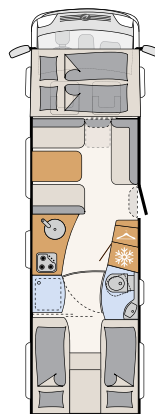
Additional information can be found at: [www.dethleffs.co.uk/xxla](http://www.dethleffs.co.uk/xxla) or in the separate technical information



White (standard)



White / Titansilver Metallic



A 9000-2 EB


6 sleeping berths

The indicated sleeping berths are maximum values and partly available with optional fittings.

A photograph of two men in a professional setting. The man on the right is smiling and shaking hands with the man on the left. He is wearing a light blue button-down shirt and holding a green clipboard with a pen. The background is a blurred industrial or office environment.

Our promise:  
**Reliability,  
Comfort &  
Service**





# Bon voyage!

No matter which Dethleffs is right for you, all our vehicles focus on two things – ensuring your safety and comfort on the road, and that you will enjoy your travel companion for many years to come.

Which is why, for many years, we have made sure that you are always comfortable and safe during your travels with innovative ideas such as our proprietary SleepWell system, Airplus ventilation, Winter Comfort Packages and other clever components.

Our original accessories range also includes high-quality spare parts and clever accessories for caravanners.

So start your next travel adventure with us – we look forward to welcoming you to the Dethleffs family. And if you ever need help, our comprehensive dealer and service network is standing by to provide fast and straightforward assistance.

# Experience makes the difference

Benefit from **over 90 years** of experience when you choose a Dethleffs.

Time and again you will discover an incredible number of details, small and large, which are testimony to our vast experience in the design and construction of leisure vehicles. Some you will only notice at second glance, others when you are actually travelling with your Dethleffs on holiday. Or in other words: when you really need them!

On this page you will find our range of solutions – born from practical experience, from campers for campers!



## Sleep well

Your holiday won't be very enjoyable if you get up each morning feeling exhausted.

Which is why at Dethleffs we place special emphasis on sleeping comfort in our vehicles! We therefore provide 15 cm-thick, 7-zone mattresses made of climate-regulating material for all fixed beds. Developed in Switzerland, this innovative high-tech material is considered a milestone in foam technology thanks to its unique advantages. Combined with our ergonomic wooden slatted bed frames, we can guarantee outstanding comfort – all night long, all year round!



Online you will find more information about the Dethleffs SleepWell system. Simply visit: [www.dethleffs.co.uk](http://www.dethleffs.co.uk)

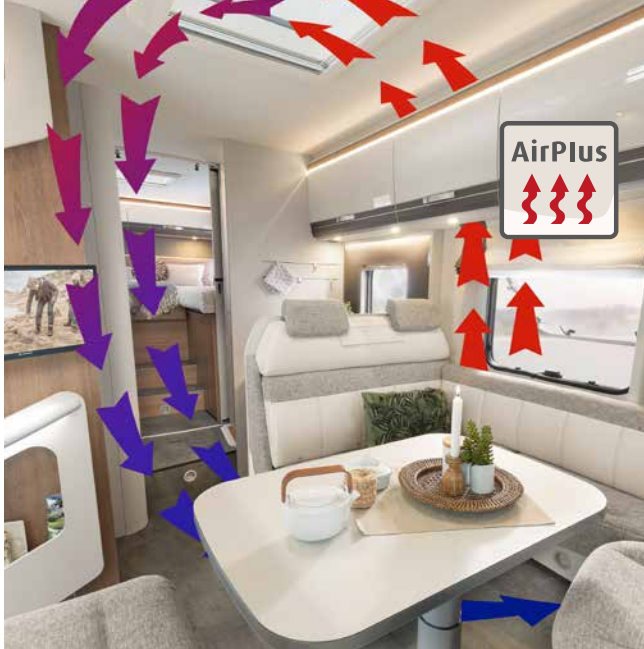


## Travel in comfort

Anyone who buys a motorhome plans to cover some serious miles with it. Driving for many hours at a time is the norm – after all, the journey is the destination! Unfortunately, sitting down for long periods puts an extreme strain on our backs. It is therefore important to have a suitable seat that ergonomically supports the body while on the road.

With this in mind, Dethleffs provides premium, ergonomic captain seats for the driver and front passenger as standard. They also feature height, tilt and longitudinal adjustment. Armrests and an integrated headrest are also included at no extra cost.

A Class models in the Esprit, Alpa I and XL I series come with height-adjustable captain seats that include an integrated 3-point safety belt with optimal belt routing and maximum elbow room. Additional customisation options, including exclusive hydraulic seats with climate control (heating and cooling), are available depending on the model.



## Healthy indoor climate

Whenever warm air rapidly cools, moisture is the result – in a motorhome, this typically accumulates on the exterior wall when it is cold outside and warm and cosy inside – just as it should be!

The **AirPlus system** provides rear ventilation for the overhead lockers, which helps the air to circulate inside the caravan and prevents condensation from the outset. The result is healthy room air without mildew formation or mould spots.

**Forced ventilation** in the vehicle is required by law to prevent an excessive build-up of CO<sub>2</sub> in the living space. Dethleffs engineers individually measure the optimum number and distribution of these vents for each model. While this approach is more complex than using a single, blanket calculation, it is worthwhile since it prevents too much fresh air from entering the vehicle, which can be especially unpleasant while driving.



Small part – big effect!

Not all campsites, and certainly not all holiday destinations, can provide a constant voltage when your vehicle is connected to shore power. A sudden voltage spike is all it takes to destroy sensitive electronic equipment.

For this reason, all Dethleffs motorhomes\* come with pre-installed electrical blocks (EBL) with integrated over-voltage protection, which prevents such voltage spikes. A separate FI circuit breaker is also built in for your personal safety!

\*Except the Globetrotter XL I, which uses a different system.



## Durable

The biggest threat to any motorhome is the ingress of water inside the bodywork, which can seriously shorten the vehicle's service life. This was the case 90 years ago when Arist Dethleffs built his camper car and it remains true today.

We know exactly what is required for a reliable superstructure design – and how this can be reliably implemented in the production process.

The result is our proven floor and bodywork construction with excellent insulation, which we have named "Lifetime".

It can be found in the superstructures of all our leisure vehicles and represents our promise of motorhomes with a long service life – backed up by a 6-year water ingress warranty\*!

\*The warranty is dependent on an annual water-ingress inspection at an approved workshop (subject to an additional charge)

# It's all on board. Dethleffs Original Accessories



Dethleffs Bike Carrier: safely transport your bike in the rear garage. The smart, lightweight Dethleffs Bike Carrier lets you stow your bikes safely and efficiently during the journey to your holiday destination



Anyone who wants to get more from their batteries can now upgrade their motorhome with the Smart Battery System (lithium battery) from Dethleffs. The system combines two different battery types (AGM and lithium) and thus delivers the benefits of both technologies while also significantly extending the batteries' service life.

It is ideal as a backup battery to increase the available capacity. Instead of retrofitting a standard AGM battery, the system allows continued use of the existing lead-acid battery (AGM), which does not need to be replaced. Thanks to a battery efficiency of over 90 per cent, you can remain self-sufficient for an average of three to five days, depending on the package.

## SERVICE

Maximum comfort and safety – these are the right ingredients to make you feel completely relaxed in your home from home. We therefore offer a range of original accessories for your vehicle, all of which fit perfectly as ideal enhancements – from cuddly accessories to protective devices and ways to perfectly organise your motorhome.

From dashboard insulation to decorative trim, we make your caravanning experience unique and comfortable. You can easily order matching accessories from your dealer and have them retrofitted if necessary. Some items can also be ordered online and delivered directly to your home. At [www.dethleffs-original-zubehoer.com/en](http://www.dethleffs-original-zubehoer.com/en) you will also find our online shop with exciting offers and promotions.



**Get organised with the Dethleffs kitchen pull-out, because tidiness is half the battle!** Make sure everything has its place and avoid chaos in your kitchen. This practical kitchen pull-out is the ideal home for pots, dishes and spices. As well as making it easy to arrange and use cooking utensils, it also ensures that nothing will tumble about. This cleverly designed kitchen pull-out with soft-close mechanism weighs just 4.95 kg and can hold up to 45 kg. It also includes a practical non-slip mat.



Everything else you need while on holiday is available thanks to Dethleffs Original Accessories, which are tailored to your vehicle. Simply browse our catalogue at your Dethleffs dealer or online at [www.dethleffs-original-zubehoer.com/en](http://www.dethleffs-original-zubehoer.com/en) or order individual items directly from our new online shop at [www.shop.dethleffs.com](http://www.shop.dethleffs.com)



**Many thanks for your interest in our premium motorhomes.**  
We would be happy to send you additional information about the Dethleffs range. Please contact us by phone or order brochures online: [www.dethleffs.de/service](http://www.dethleffs.de/service).

**Subject to change, errors excepted.** Please note that the pictures in this catalogue may depict alternative designs or options that are available at extra cost. Detailed information about specifications and equipment can be found in the technical information. Colour deviations due to the printing process are also possible.

**Our thanks for their support and decoration of the vehicles goes to:**

LUSINI Group | [lusini.com](http://lusini.com)  
Eagle Products Textil GmbH

**Photography:** Karl Holzhauser • Rohwein MediaServices •  
eye5.li • Daniel Zangerl • Adobe Stock •  
Forster & Martin Fotografie GbR



Dethleffs GmbH & Co. KG  
Arist-Dethleffs-Strasse 12 | D-88316 Isny, Germany  
Tel. +49 7562 987-881 | [www.dethleffs.co.uk](http://www.dethleffs.co.uk)

***Dethleffs***  
A friend of the family